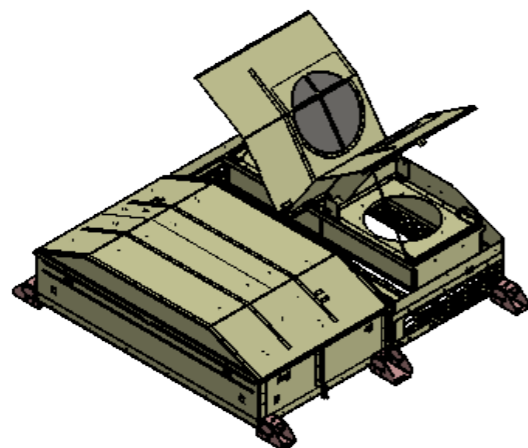
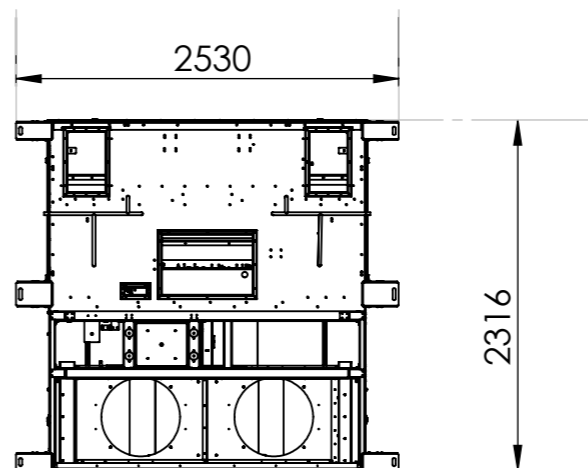
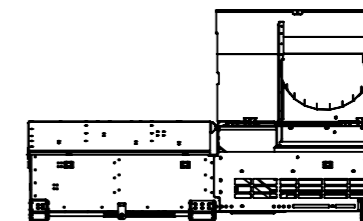
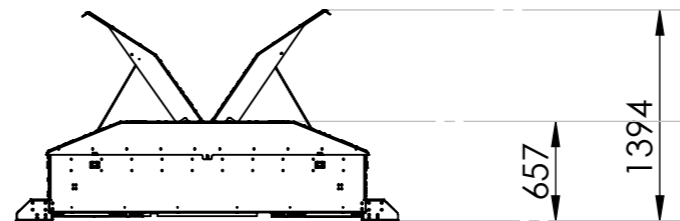
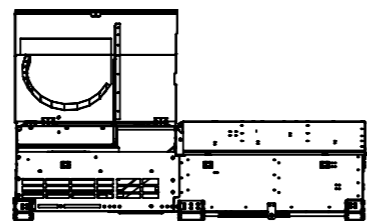
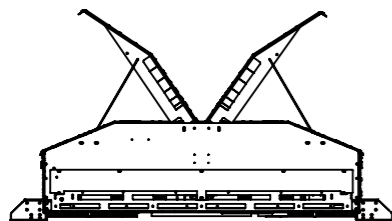
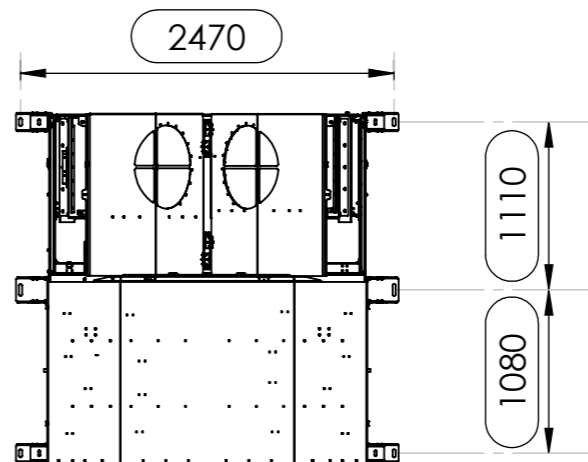


8 7 6 5 4 3 2 1

E2 VERSION WITH REMOVABLE FEET



F
E
D
C
B
A

F
E
D
C
B
A

8 7 6 5 4 3 2 1

UNLESS OTHERWISE SPECIFIED: DIMENSIONS ARE IN MILLIMETRES. ASK EXATECHNIC FOR ANY OTHER REQUEST.			Brand and document are the exclusive property of EXATECHNIC®, Professional document exclusively intended for a professional public certified for cooling and air conditioning activities.			design-office@exatechnic.com		REVISION E2	
			exatechnic.com			CXRT06 / CXRT08 / CXRT 10 CXRT 12 WITH 1 COMPRESSOR			
						INDUSTRIAL AIR CONDITIONERS DESIGNER :			
						exatechnic group Tour Montparnasse 33, Avenue du Maine 75015 PARIS FRANCE			
						No. DE PLAN		A3	
						CXRT_EXD01_B_E			
						JULY 2021		ECHELLE:1:50	
								FEUILLE 1 SUR 1	

NOM	SIGNATURE	DATE			
AUTEUR					
VERIF.					
APPR.					
FAB.					
QUAL.					
			SPEC DETAILS :		